

# DIAPATH

Constant Innovation in Anatomic Pathology



# Tiziano

## Automation, Quality and Reproducibility in histochemical staining

ULTRACOMPACT AUTOMATIC STAINER  
SDSTZ9000



IVD CE

MADE IN ITALY

# Tiziano

Tiziano was an Italian painter, citizen of the Republic of Venice. Innovative and multifaceted artist, master of tonal painting.

For us at Diapath, it represents what we believe in. **Made in Italy and Italian Design** are not simple inspirations, but Values we live every day, **our way to Excellence**.

## The automatic solution is designed to guarantee special stains reproducibility.

Tiziano was born from the need to simplify the manual staining processes of special stains by facilitating specialized laboratory professionals. Thanks to the **automation** of special stains, an **improved workflow** and **consistency of results** can be obtained. The Tiziano line includes **Tiziano Automatic Stainer**, a wide range of ready-to-use kits and different accessories specific for reagent management. Its **Ultra Compact** size allows a considerable space reduction making it suitable for its use under laboratory fume hood **reducing operator exposure** to chemical reagents.



# Tiziano features, designed to facilitate the work of laboratory professionals.



## SPACE-SAVING DESIGN

The small size makes it easy to handle and adaptable to any type of laboratory.




## EASY PROTOCOLS MANAGEMENT

The **intuitive software** and the Tiziano APP allow to create and modify staining protocols, according to laboratory preferences.



## READY-TO-USE KITS

Diapath has developed a dedicated KIT line to be used on Tiziano Automatic Stainer, offering **optimized and validated protocols** for a max performance.



## NOT ONLY SPECIAL STAINS

Tiziano Automatic Stainer can easily adapt to different laboratory needs. It can be used for H&E, PAP, intraoperative examinations with rapid protocols. Suitable for cytology and microbiology stains.

## The system advantages



### QUALITY

Customizable staining and optimized pre-installed protocols provide high quality results.



### STANDARDIZATION

Staining quality guaranteed at every run.



### REDUCED MAINTENANCE

The instrument requires only simple maintenance procedures.



1

#### **AUTOMATIC ARM**

The arm carries out the staining protocols by moving the slide rack into the reagent tanks, allowing up to 4 different types of movements.

2

#### **SLIDE RACK**

With capacity of 10 slides.

3

#### **REAGENT TANKS**

Practical tanks for reagents are equipped with a maximum level mark to ensure optimal filling and staining.

4

#### **WASHING TANK**

Ensures optimal washing steps required during special stains protocols.

5

#### **LED LIGHT**

The blinking light indicates that the staining is in use. An acoustic signal will warn the operator at the end of the staining protocol.

6

#### **TABLET**

The intuitive Android software, 7 languages available, allows protocols storage for a safe staining management.

7

#### **WATER AND WASTE TANKS**

Handy 2.5 Lt tanks permit an easy management of water supply.

# Accessories for an easy reagents management\*


Reagents KIT can be stored and managed through the use of support accessories:



## SET OF 7 STAINING TANKS

a dedicated tank for each reagent.

CODE: SDSTZ0003



## SET OF 7 SILICONE LIDS

to be used to avoid evaporation of the reagents during storage.

CODE: SDSTZ9010



## 7 TANK SET SUPPORT

allows an handy and safe storage of reagents.


CODE: SDSTZ0006



## COMPLETE LID FOR 7 TRAYS

offers the possibility to cover the reagents when the instrument is in standby.

CODE: SDSTZ0004



## SPILL CONTAINMENT TRAY

provides greater safety and support in handling reagents.

CODE: SDSTZ0007

\*Complete list in data sheet.



# Tiziano special stains kit

010201/AUTO	Acid fast bacteria acc. Ziehl-Neelsen
010202/AUTO	Acid fast bacteria modified acc. Fite
010205/AUTO	Alcian Blue pH 1.0 sec. Dorling
010206/AUTO	Alcian Blue pH 1.5 sec. Dorling
010207/AUTO	Alcian Blue pH 2.5 sec. Dorling
010209/AUTO	Alcian Blue pH 2.5 P.A.S. acc. Mowry
010210/AUTO	Masson's trichrome
010211/AUTO	Silver Impregnation
010212/AUTO	Azan trichrome
010214/AUTO	Congo Red
010216/AUTO	Diastase buffer
010217/AUTO	Weigert for elastic fibers - long method
010218/AUTO	Weigert Van Gieson stain - long method
010219/AUTO	Feulgen acc. Rossenbeck
010220/AUTO	Fouchet-Van Gieson acc. Kutlick
010223/AUTO	Grocott acc. Callard
010224/AUTO	Goldner Trichrome
010225/AUTO	Giemsa long acc. Lennert
010226/AUTO	Luxol fast blue acc. Kluwer - Barrera
010227/AUTO	Mallory's trichrome acc. McFarlane
010228/AUTO	Masson Fontana
010230/AUTO	Methyl green pyronin
010231/AUTO	P.A.S (Periodic Acid Schiff) acc. Hotchkiss-McManus
010232/AUTO	P.A.S (Periodic Acid Schiff) acc. Morel-Maronger
010233/AUTO	PAS (Periodic Acid Schiff) acc. Pearse
010234/AUTO	P.A.S.M. Silver Metenamina acc. Callard
010236/AUTO	Perls
010237/AUTO	Perls-Van Gieson
010238/AUTO	Picro Mallory tricromica sec. Lendrum
010240/AUTO	Van Gieson trichrome acc. Weigert
010241/AUTO	Von Kossa accc. McGee-Russel
010242/AUTO	Weigert for Elastic fibers stain - fast method
010243/AUTO	Weigert-Van Gieson fast method
010245/AUTO	Mucicarmine acc. Mayer
010251/AUTO	Acid orcein
010253	Fast Quick - M.G.G. rapid
010254/AUTO	Sirius red for collagene
010255/AUTO	MSB Stain
010263	Fast Quick Hematoxylin Eosin
010269/AUTO	Alcian Yellow - Toluidine Blue
010302/AUTO	Gomori's trichrome
010303/AUTO	Oil Red O acc. Johnson
010306/AUTO	Sirius Red for amyloid
010307/AUTO	A.F.O.G. (Acid Fuchsin Orange G)
010308/AUTO	Verhoeff
010310/AUTO	Twort
010312/AUTO	Hale reaction
<b>SPECIAL STAINS KIT LITER FORMAT</b>	
010203/L	Ac. Fast Bact. Ziehl-Neelsen for Microbiology.
010225/L	Giemsa acc. Lennert
010231/L	P.A.S.
010253/L	May - Grunwald Giemsa - Fast Quick Kit
010313/L	Gram for microbiology
010331/L	C.A.B.

# Technical data

## Tiziano

TOTAL NUMBER OF TANKS	8
PRODUCTIVITY	Depending on the staining protocol
RACK CAPACITY	10 slides
WASHING STATION	1
REAGENT STATION	7
TANK CAPACITY	65 ml
DATA STORAGE	Unlimited number of protocols that can be stored
IMMERSION TIME	From 1 sec to 99 min
WASHING TIME	From 1 sec to 99 min
ACOUSTIC SIGNAL	Yes
AGITATION MODES	4
FILL/DRAIN TANKS	from 2,5 lt
REGULATORY STANDARDS	CE-IVD

## Environmental features

OPERATING TEMPERATURE	From 15 °C to 35 °C
HUMIDITY	From 20% up to 80%
ALTITUDE	Up to 2,000 m
ENVIRONMENTAL POLLUTION	Level 2
SOUND LEVEL	Max 60 dBA

## Electrical features

VOLTAGE	110-230 V~ ±10%
FREQUENCY	50-60Hz
POWER	200VA
POWER SUPPLY	XP power ver 36US240-JA power supply

## Dimensions and weight

INSTRUMENT DIMENSIONS (L X P X H)	200x200x222 mm
WEIGHT	2,9 Kg



Meet  
the expert

Find out more and request  
**one virtual demo experience**  
with our product specialists

SCAN HERE



## Diapath complete range of solutions for Anatomic Pathology



### Donatello SERIES 2

Automatic  
Tissue Processor



### Galileo SERIES 2

Rotary  
Microtome



### Giotto

Automatic  
Stainer



### Cristallo®

Liquid Coverslipping  
Technology

Discover the complete range: [www.diapath.com/products](http://www.diapath.com/products)

## Acknowledgements DIAPATH



Co-funded by the "Horizon  
2020" programme of the  
European Union



Donatello Series 2 wins  
A' Design Award and  
Competition 2019 in  
Scientific Instruments



34<sup>th</sup> Design Award  
2021 World Ranking in  
the category "Medical  
Appliances"



Approved CEU's Provider  
by NSH - National Society  
for Histology

LOCAL APPOINTED DEALER

### Diapath S.p.A.

Via Pietro Savoldini, 71 — 24057 Martinengo (BG)  
T +39 0363 986411 — [info@diapath.com](mailto:info@diapath.com) — [diapath.com](http://diapath.com)

